



## Welcome to our SPRING Term SEND Newsletter

Every term, our newsletter will provide information about SEND at St Joseph's Catholic Primary School. We will also keep you updated with Herefordshire's local offer and guidance.

## Welcome!



I am Mrs. Gurney, and as St Joseph's Special Educational Needs and Disability Coordinator (SENCO), I am here to offer support and advice regarding additional needs or SEND support for your child.

As a school, we value the engagement of our parents so please do not hesitate to get in touch if you have any questions. My contact email address is: [igurney@st-josephs.hereford.sch.uk](mailto:igurney@st-josephs.hereford.sch.uk)

Alternatively, you may find further information using this QR code about our SEND provision on the school website:



## Contents of this terms newsletter:

- Welcome
- Herefordshire Local offer
- 'Day out with the Kids'
- IPM's- Individual Provision Map's
- Keeping Safe Online
- 'Wake Up Wednesday'
- SEND Services in Herefordshire at a glance
- Transitioning support
- How can I prepare my child for returning in September
- Support for our new Outdoor Classroom Project



[20 Best Things To Do In Herefordshire Near Me](#) | [Attractions in Herefordshire](#) | [Day Out With The Kids](#)

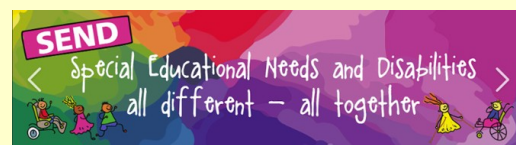
## Best Things To Do & Days Out In Ross-on-Wye, Herefordshire

Here at Day Out With The Kids we've found 855 fun things to do in Ross-on-Wye for you and the family to discover. What's more, the weather shouldn't be a problem – 573 of the attractions are [indoors](#). Finding the right Ross-on-Wye day out for your family is easy.

Herefordshire.gov.uk

Local offer special educational needs and disabilities

Information, support, services and activities for children and young people with special educational needs and disabilities (SEND).




[Local offer special educational needs and disabilities – Herefordshire Council](#)



## St Joseph's Individual Provision Maps (IPM's)

Individual Provision Maps (IPMs) are created for all pupils who are identified as having an additional need within school (SEND). The purpose of the IPM is to set Specific, Measurable, achievable, Realistic and timely (SMART) targets for the children over a termly period. These are completed by the class teacher. Alongside each target is the identified provision/intervention that will be put into place to support the child. This might be an intervention, strategy or resource. At St Joseph's, we always share the pupil IPMs with parents and can recommend how to support at home.

Years 1-6



*St Joseph's Catholic Primary School*  
Trust others as you would like to be trusted Matthew 7:12

**INDIVIDUAL PROVISION MAP**

PERSONAL DETAILS			
Name:	Gender:	DOB:	
Class/Year:	IPM Number:		
Name of Parent/Carer:	Relationship to Child:		
Pupil Voice			
Parent Voice			

We review and set new targets every half term, these are then sent home each half term so parents are get up to date with the progress their child is making.

Teachers have 2 meetings in the year to discuss the progress of each child and those with an IPM have a further 2 to discuss their IPM's or any worries with the school SENCo (Mrs. Gurney) These are either via TEAMS or in person.

Mrs. Gurney is always at the end of the phone or please drop her an email if you'd like to make an appointment to discuss anything regarding your child's IPM or just to have a catch up. Her door is always open!

PROVISION MAP ASSESSMENT TRACKER									
Attendance	Autumn			Spring			Summer		
	Reading	Writing	Maths	Reading	Writing	Maths	Reading	Writing	Maths
NC Level (-/+)									

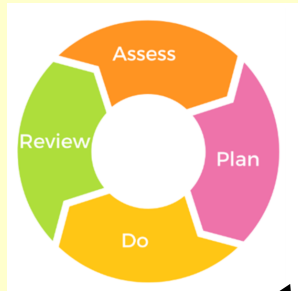
SPRING TERM 1				
My Needs	My Outcomes	Actions	Resources	Review/Evaluate

SPRING TERM 2				
My Needs	My Outcomes	Actions	Resources	Review/Evaluate

SUMMER TERM 1				
My Needs	My Outcomes	Actions	Resources	Review/Evaluate







We follow the four stages, often referred to as a 'cycle': **Assess, Plan, Do, Review**. For further information about this cycle, often referred to as the 'graduated approach', see Chapter 6 of the [SEND Code of Practice](#)

EYFS- Reception



If you would like to discuss your child's IPM further, please don't hesitate to contact either the class teacher in the first instance or myself.

Individual Provision Map					
			Date of Birth:		
Date of Plan:			Plan Number:		
Key Person:			External Agency Involvement:		
Child's strengths:			Nature of difficulties		
What I would like to achieve. <small>(Priority Target Areas)</small>	How am I going to do this? <small>(Suggested methods/resources)</small>	Who will support me?	 Beginning	 Achieving	 Successful

Key- Working towards ■ Partially met ■ Achieved ■



## SEND - Keeping Safe Online Information taken from Childnet.com.

For many young people with Special Educational Needs or Disabilities (SEND), the internet can be a place where they feel safe, calm and in control; somewhere they can make friends without having to communicate face-to-face and build a community which they may not have in their offline life. Whilst recognising the internet is a great resource which young people enjoy using, life online for a child with SEND may pose additional challenges that require careful management and support.



### When should I talk about online safety to my child?

Whether your child is verbal or non-verbal, the moment your child expresses an interest in the internet, is the time to talk about and show ways in which they can stay safe online. Allow yourself enough time and choose a quiet space to avoid interruption. Everyone has the right to feel safe and enjoy their time online so it's important for children to understand boundaries and behaviour, both their own and that of other people. The earlier you start this communication, the easier it will be to talk about any online safety concerns in the future.

### Learn how to use parental controls.

Setting up parental controls and filters on your home internet can help to avoid age-inappropriate images, videos and websites being seen by your child whilst they are using the Wi-Fi. Many devices like phones, tablets and consoles have parental controls settings to restrict this content, as well as restricting additional costs online, such as in-app purchasing and turning off location functions. Internet Matters- [Parental controls & privacy settings guides](#) | [Internet Matters](#) provide some helpful information about these settings and how to use them.





**SEND - Keeping Safe Online Information taken from Childnet.com.**

**Set up a family agreement together**

A Family Agreement is a great way of talking about online safety and how to use the internet in a positive way. Establishing an agreement together can help your child understand how to communicate safely and appropriately online and learn what to do if they find themselves in a challenging or unpleasant situation. It will also provide an opportunity for your child to decide who they should go and tell if something confusing or unpleasant happens online. We refer to this person as a trusted adult. These are people they already know, and they could be another relative, teacher, a youth leader or key support worker. If clearly displayed with whatever communication method works best for your child, be it written form or symbol aids, a family agreement can really help to reinforce and remind your child of the important things they need to know.

**Join in and find out what they enjoy online**

Show an interest and find out what your child enjoys doing online and ask to be shown the things they like to play, look at, or watch. If possible, ask to join in as this will show you exactly what your child sees when they are online. Whether it be YouTube, Mine craft, Roblox or social media, upskilling your own knowledge is key in being able to keep your child safe online. Common Sense Media [Parenting, Media, and Everything in Between](#) | [Common Sense Media](#) have some helpful information and website suggestions.

**What is 'Wake Up Wednesday?'**



National Online Safety is an award-winning organization whose mission is to empower parents, teachers, and children with the knowledge to keep safe online. 'Wake up Wednesday' is just one of the initiatives led by National online safety and produces guides for schools and parents on the latest technology, APPS, gaming, social media platforms. For more information visit [Online Safety Guides & Resources for Parents](#)





## SEND services across Herefordshire

[Welcome to SENDIASS Herefordshire and Worcestershire | Worcestershire County](#)



Here at Herefordshire and Worcestershire SENDIASS we have a dedicated team of advisors offering legally-based and easily accessible information and advice about special educational needs and disabilities (SEND).



[School Nursing](#)



[Services - Talk Community Directo-](#)

Home-Start believes that children need a happy and secure childhood and that parents play the key role in giving their children a good start in life and helping them to achieve their full potential.

Home-Start Herefordshire is an independent charity which offers support, friendship and practical help to families who are experiencing stress and finding it hard to cope and have at least one child between 0-19.



A mental health support group for parents and carers of teenagers who are experiencing mental health difficulties. This group runs on a 6 week cycle and aims to help you find others on similar journeys, support your own mental wellbeing and find coping mechanisms.

**When?** Various times and days to suit you

**Where?** Various locations across the county but the first group will be held at Heffernan House Hereford.

The group is free.

For more information or to book your place, contact [chloe.holder@Herefordshire-mind.org.uk](mailto:chloe.holder@Herefordshire-mind.org.uk)



[Melo :: Onside, Worcestershire & Herefordshire](#)

Melo provide a range of early intervention support for children and families and have experience of supporting neurodivergent children, young people and their families.



## Transitioning @ St Josephs

Transition, whether it is to a new class or a new school, can be a difficult time and we endeavour to make sure that we ensure that this process is as smooth as possible for pupils and parents.

### Transitioning to a new class @ St Joseph's

All teachers work closely together to prepare for transition from year to year. Meetings are held to discuss pupils and information is passed on in advance of the new academic year beginning. For pupils with SEND, Individual Provision Maps are shared with the new teachers and carried forward until October half term so that there is continuity in provision. Some children with SEND may need transitional visits to their new classes and this is arranged during the summer term. Social stories may also be used to support transition for pupils with Autistic spectrum conditions (ASC) or anxiety. All pupils visit their new class during the summer term where they can meet their new teacher and begin their transition journey.



### Year 6 to Year 7 Transition

Year 6 pupils are supported through their transition from primary to their chosen secondary school. During the summer term, the pupils meet their new 'Year 7 head of year' and are given the opportunity to ask questions or raise concerns about their next step to secondary school. Within class, teachers complete work around transition with all Y6 pupils to offer strategies, advice and reassurance about the next step on their educational journey. Each High school provides transition days where the children will visit their new school. For some children, we provide ELSA sessions aimed at supporting children with transitioning from primary school.

## Transition Top Tips for Kids!

- Look on the school website to find out information about your new school.
- Plot and travel the route to your new school before you start in September.
- Practise getting ready for school – make a list of everything you will need.
- Find out who else is going to your new High school with you.
- Find out the school rules so that you know what you are allowed/not allowed to do.
- Check to see if you need an appointment to purchase new High school uniform.





## How can I prepare my child for returning in September?

After being off school for a 6-week summer holidays, there can be children who find returning to school daunting and challenging.

Here are a few tips to help your child reduce their anxiety and start the new school year with positivity and enthusiasm.



Talk about school – use a social story to support your child to remember their new class and their new teacher. Talk about what will stay the same, such as their friends.

Create a routine for bedtime – the week before school starts.



Get uniform out and check that it all fits well in the days leading up to the new term.



Encourage meeting up with their school friends to walk to school, so you can meet on the playground.



Pack school bag ready the night before



Get a good night's sleep!

Be positive and provide reassurance if needed.





## St Joseph's Catholic Primary School Outdoor Classroom Project

**ST JOSEPH'S RC PRIMARY SCHOOL OUTDOOR CLASSROOM PROJECT**



We're on a mission to raise £12,000 for an education project at St Josephs RC Primary School. Our goal is to build an outdoor classroom that will serve as a safe haven for children with additional needs and sensory difficulties. By creating this nurturing space, we aim to enhance the emotional literacy and overall well-being of our young learners at St Joseph's.

Thank you for considering our cause!







PLEASE VISIT OUR JUST GIVING PAGE FOR FURTHER INFORMATION

A cabin like this!

Please help us make a difference.  
Your support can change lives!

Please feel free to share with friends and family.

To date, we have raised...

# £4,547



The FSJ made a very generous donation of £1,500! We are so very grateful for all

The Margaret Allen Foundation donated an amazing £2,000 to our much needed project!  
We are so grateful for their support.

